



# Model Number E1907

## Space qualified Bandpass Filter

Rev. E  
03/05/13

### Features:


- Space Qualified

### Applications:

- 20 GHz Uplink

### Package Size:

- 0.5" x 1.1" x 2.7"  
(Please see outline for exact dimensions)



### Specifications: (+25C)

Operating Frequency	19730 to 20170 MHz
Input Power	1.0 dBm Maximum
Insertion Loss	3.0 dB Maximum
Insertion Loss Flatness	0.5 dB p-p Max over Operating Temp Range
Input/Output Return Loss	20 dB Minimum
Absolute Group Delay	6 ns Maximum at Fc
Group Delay Variation Over Life	2 ns p-p at Fc over Acceptance Temperature Range
RF Leakage	75dBc Minimum when $\pm 1.0$ dBm minimum is applied to J1 or J2 over the usable signal bandwidth.
RF Susceptibility	50dBc Minimum Relative to Pout = -26 dBm (Qualification Unit Only)
Connectors	SMA Female per MIL-C-39012
Operating Temperature	+25° to +55° C
Qualification Temperature	+20° to +60° C
Survival Temperature	-30° to +70° C
Vibration	"X" Axis Overall Grms = 10.3 "Y" & "Z" Axis Overall Grms = 3.7
PIND Testing	Per MIL-STD-883, Method 2020, Condition B
Moisture Resistance	Per MIL-STD-202, Method 106



## Delta Microwave

300 Del Norte Blvd. Phone: 805.751.1100 email: sales@deltamicrowave.com  
Oxnard, CA. 93030 Fax: 805.240.9544 www.deltamicrowave.com

Delta Microwave's Quality Management System has been assessed by NSF-ISR and found to be in conformance with AS9100:2009, Rev. C. Delta Microwave reserves the right to change specifications without notice. Please verify specification revision letter upon order placement.

Written By \_\_\_\_\_ Approved By \_\_\_\_\_



# Model Number E1907 Bandpass Filter

Rev. D  
03/05/13

Figure 1 Insertion Loss Flatness

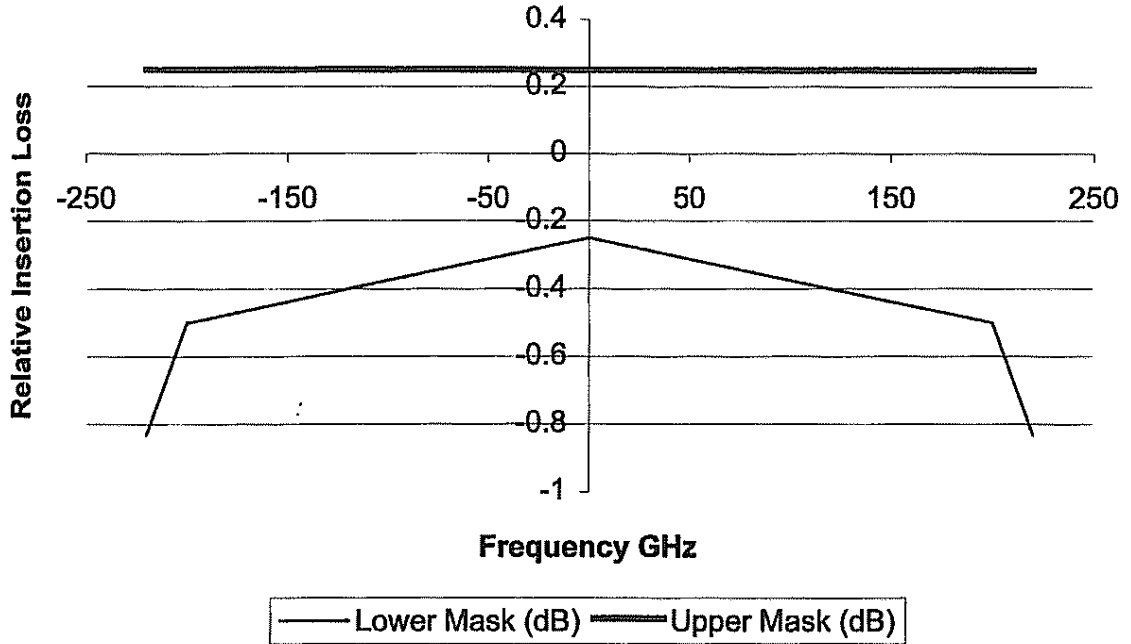
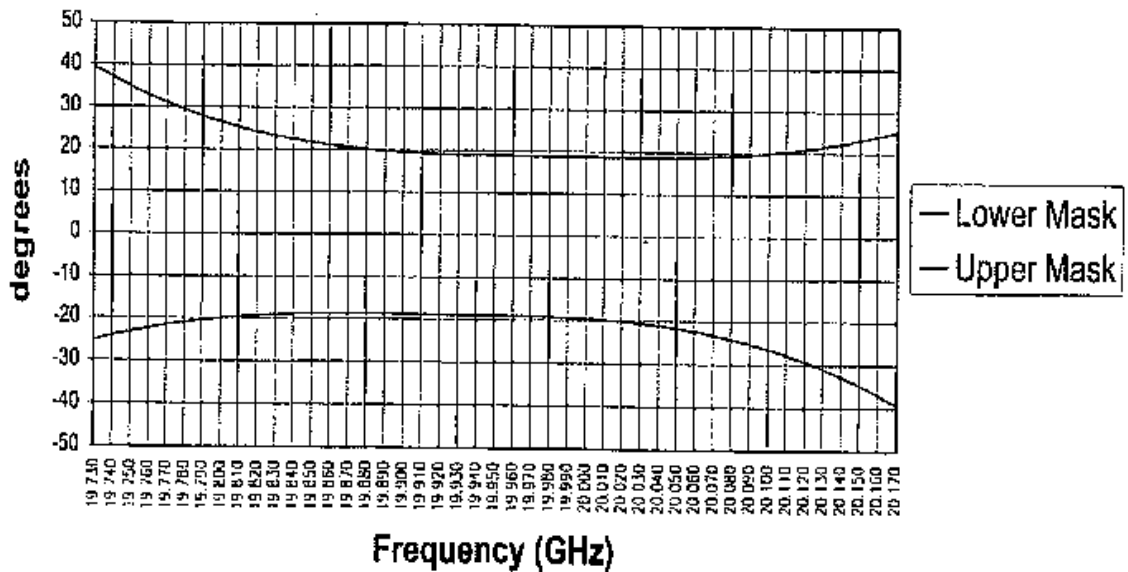


Figure 2 Deviation From Linear Phase



Registered to AS9100 (with ISO 9001)

## Delta Microwave

300 Del Norte Blvd. Phone: 805.751.1100 email: sales@deltamicrowave.com  
Oxnard, CA. 93030 Fax: 805.240.9544 www.deltamicrowave.com

Delta Microwave's Quality Management System has been assessed by NSF-ISR and found to be in conformance with AS9100:2009, Rev. C. Delta Microwave reserves the right to change specifications without notice. Please verify specification revision letter upon order placement.

--	--

Written By

Approved By

Figure 3 Deviation From Linear Phase Variation Due to Temperature

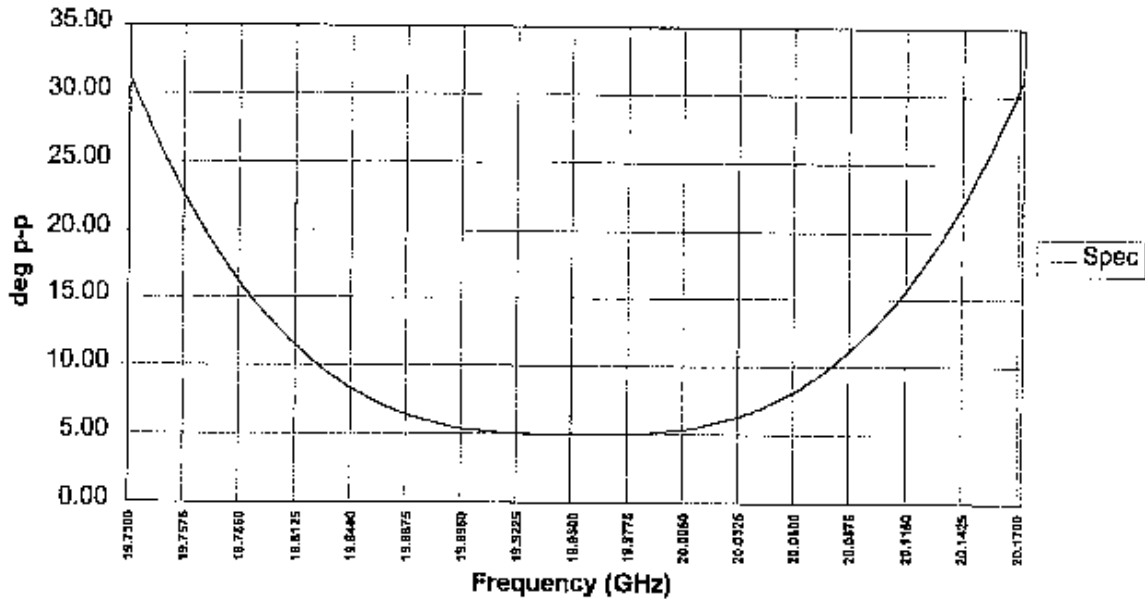


Figure 4 Out of Band Rejection

