

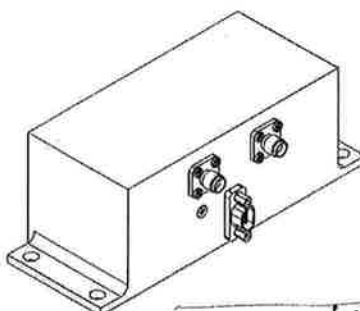
REDLINE

THIS DOCUMENT CONTAINS INFORMATION PROPRIETARY TO DELTA MICROWAVE. ANY REPRODUCTION OF THIS DOCUMENT WITHOUT WRITTEN PERMISSION IS EXPRESSLY PROHIBITED.

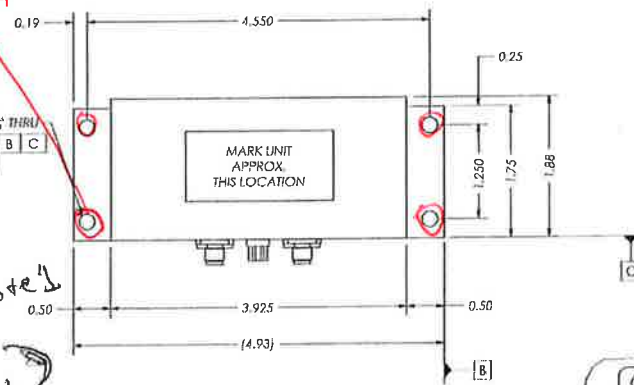
ZONE	REV	DESCRIPTION	DATE	APPROVED
A		RELEASED TO PRODUCTION	04/25/12	
A1			5/23/12	
A2		EXAM ←	08/13/12	

mounting holes free of paint x4

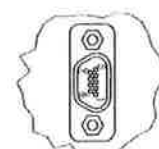
dk  
hg



4X Ø0.206 ±0.001 THRU	A	B	C
Ø0.014	A	B	C
Ø0.007	A		



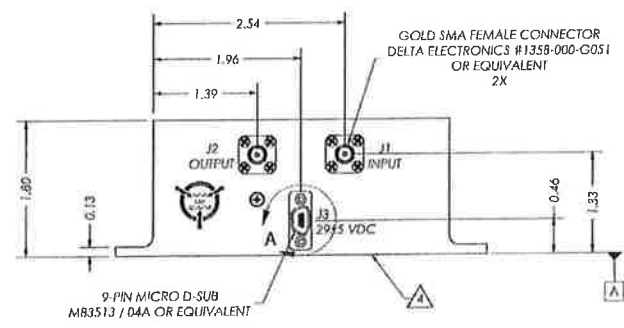
L5699-1S-QU	Qual unit	
L5699-1S-EM	Engineering unit	Orange
L5699-1S-FL	Flight unit	Note 1



PIN CHART  
1,2,6 POWER  
4,5,9 RIN  
3,7,8 NO CONNECTION

DETAIL A  
SCALE 2 : 1

EXCLUDED ALTERNATE PART NO.	PEDIGREE	FINISH
942PVJ11525-502	ISDL	ORANGE
942PVJ11525-503	ISDL	ORANGE



▲ MOUNTING SURFACE SHALL REMAIN FREE OF PAINT

3. MARKING: WHITE WORNOW INK TO INCLUDE:  
COMPONENT NAME: LOW NOISE AMP.  
MFG. ID: 51719  
SERIAL NO.:  
SUPPLIER PART NO.: L5699-1S  
LOCKHEED PART NO.: 942PVJ11525-XXX  
SERVICE LIFE: 10 YEARS  
DATE OF MANUFACTURE:  
UNIT STATUS:

2: DASH PORTION (-XXX) OF PART NUMBER AND UNIT STATUS SHALL BE ASSIGNED ACCORDING TO HARDWARE PEDIGREE TABLE

1: FINISH: TWO PART AERO GLAZE  
9924 WASH PRIMER  
CHEMGLAZE 2306  
FLAT BLACK POLYURETHANE

NOTES:

<p>DATE REVISION SPECIFIED BY: [Signature] DATE: [Signature]</p>	<p>DESIGNER NO. L5699-1S DATE: 04/25/12</p>	<p><b>Delta Microwave Inc.</b> 200 Del Norte Boulevard, Orland, CA 95963</p>
<p>APPROVED BY: [Signature] DATE: 04/25/12</p>	<p>APPROVED BY: [Signature] DATE: 04/25/12</p>	<p>TITLE: <b>OUTLINE</b></p>
<p>SCALE: C</p>	<p>CODE DESIG. NO.: 51719</p>	<p>REVISED: L5699-1S</p>
<p>INTERPRET DRAWING PER ASME Y14.100 and ASME Y14.24</p>	<p>DATE: 1/1</p>	<p>SHEET: 1 OF 1</p>